



Distribution Board & Polycarbonate Consumer Box



Distribution Board & Consumer Box

INDKOM Engineering Sdn Bhd
An ISO 9001 company



IDB & IDBX Distribution Boards

Application

The IDB and IDBX Distribution Board series from INDKOM Engineering are designed specially for a single or three-phase electrical systems, with the maximum incoming current at 100A. Both range are suitable as load centres in residential and commercial premises.

Constituent Elements

The panels of both the IDB and IDBX Distribution Board series are spray-painted a light beige colour and then coated with epoxy dry-powder and oven-baked for a

quality finish. However, colour customisation can be accommodated according to the customers' specifications. Sheet steel of 1.2mm is used for the enclosure to provide high rigidity and durability. The degree of protection is up to IP4X.

Other Components

A selection of electrical components, such as the MCB, MCCB and Switch Fuse, can be mounted on both the series as incoming components. As the mounting method is DIN-rail,



installation is made easy and no other modification is required.

Quality Standards

Both the IDB and IDBX Distribution Board series conform and meet the requirements of MS 1445-3 from Malaysia Standards and the IEC 439-3.

CB Consumer Box polycarbonate series

Application

The ICB polycarbonate Consumer Box has been enhanced with the latest features to suit a wider range of usage for installations, replacing the traditional fuse boards. As such, it can now be easily applied indoors of residential and commercial buildings.

Mechanism

The ICB Consumer Box is available in 8.0, 10.0, 14.0 and 17.0 configurations. All are suitable for a full DIN-rail mounting. The spacious

allowance between the DIN-rail and the enclosure base enables a faster access for cable connection. The covers are designed to open at either left or right, accessing and installing the Consumer Box has never been easier.

Constituent Elements

The ICB Consumer Box has a very high insulation and resistance to chemical and weather corrosion conditions. With a self-extinguishing thermoplastic characteristic, the ICB can accommodate temperatures of



-30°C to 100°C. The transparent front door allows instant visual check of the status of all the components inside besides ensuring protection against liquid and dust. The edges of the Consumer Box provides optimal impact resistance.



IDB-009

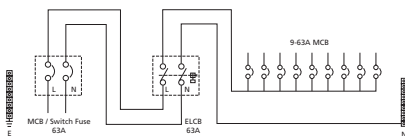
Dimension (H x W x D) 220 x 380 x 84

Row 1

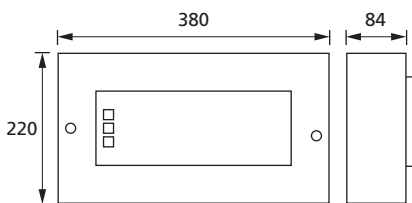
Phase 1

Way 9

Incoming MCB, Switch Fuse



Wiring Diagram



Two-dimensional Drawing

IDB-018

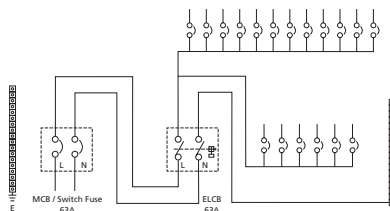
Dimension (H x W x D) 350 x 380 x 84

Row 2

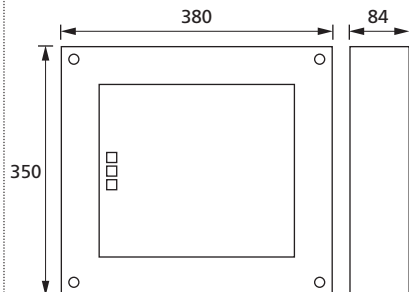
Phase 1

Way 18

Incoming MCB, Switch Fuse



Wiring Diagram



Two-dimensional Drawing

IDB-027

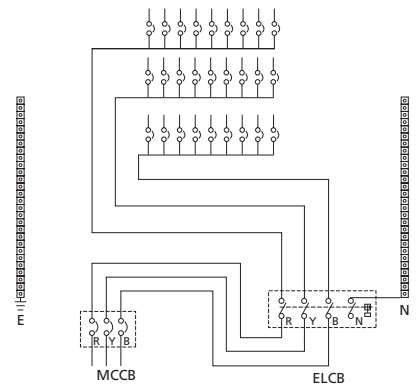
Dimension (H x W x D) 800 x 400 x 100

Row 3

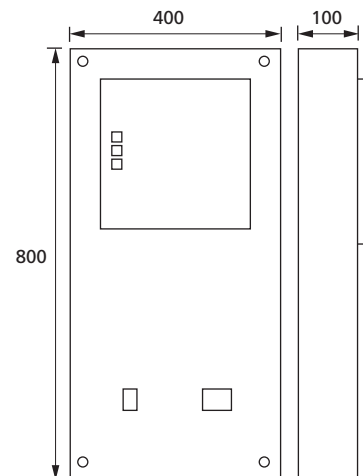
Phase 3

Way 27

Incoming MCCB



Wiring Diagram



Two-dimensional Drawing



IDB-036

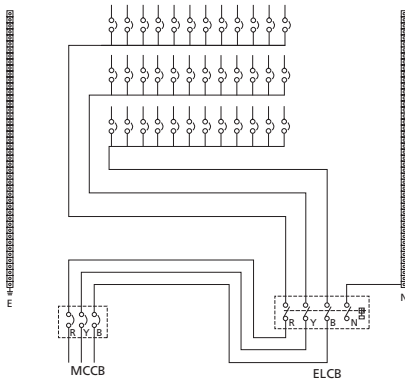
Dimension (H x W x D) 800 x 400 x 100

Row 3

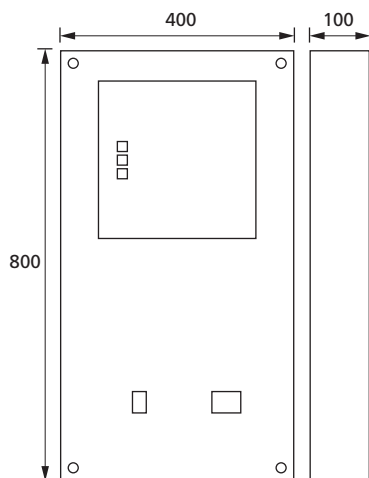
Phase 3

Way 36

Incoming MCCB



Wiring Diagram



Two-dimensional Drawing

IDB-045

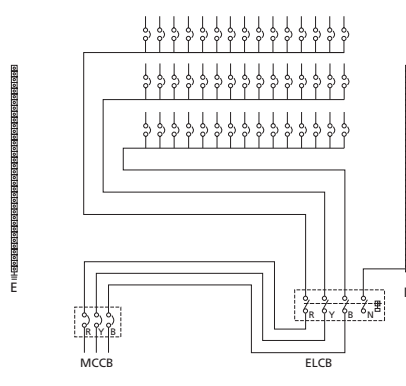
Dimension (H x W x D) 800 x 470 x 100

Row 3

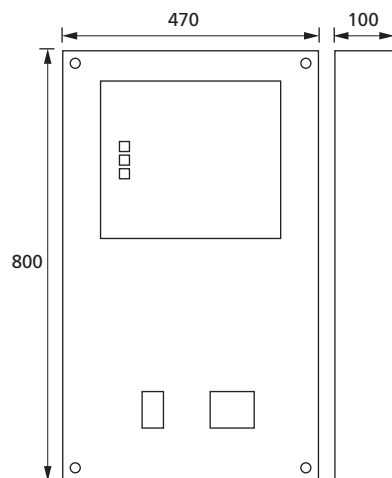
Phase 3

Way 45

Incoming MCCB



Wiring Diagram



Two-dimensional Drawing

IDB-063

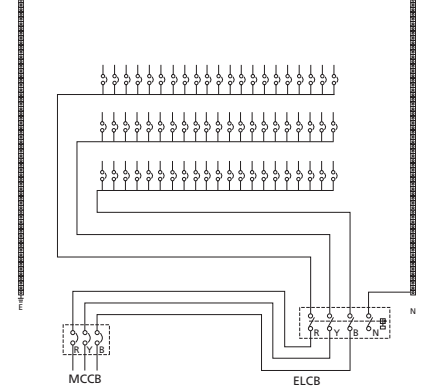
Dimension (H x W x D) 800 x 580 x 100

Row 3

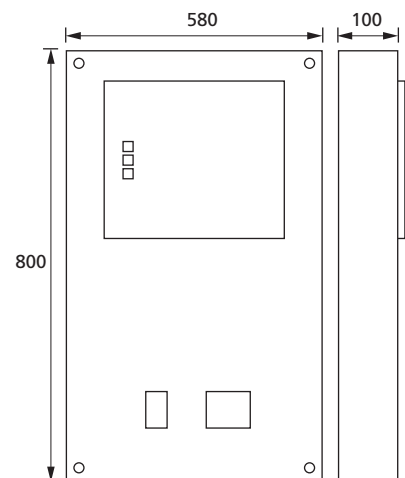
Phase 3

Way 63

Incoming MCCB



Wiring Diagram



Two-dimensional Drawing



IDBX-009

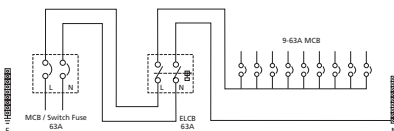
Dimension (H x W x D) 220 x 380 x 84

Row 1

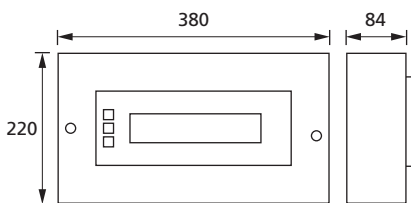
Phase 1

Way 9

Incoming MCB, Switch Fuse



Wiring Diagram



Two-dimensional Drawing

IDBX-018

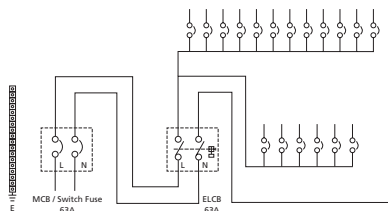
Dimension (H x W x D) 350 x 380 x 84

Row 2

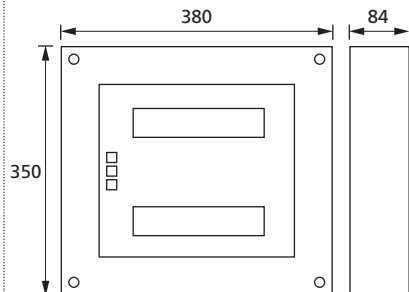
Phase 1

Way 18

Incoming MCB, Switch Fuse



Wiring Diagram



Two-dimensional Drawing

IDBX-027

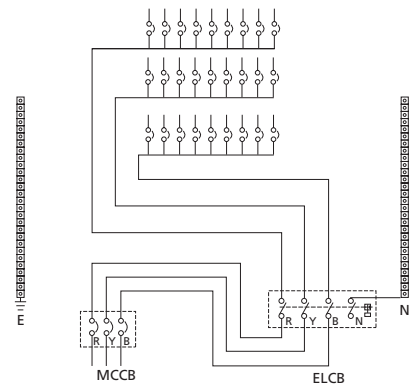
Dimension (H x W x D) 800 x 400 x 100

Row 3

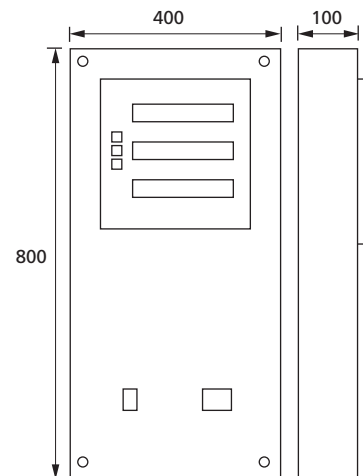
Phase 3

Way 27

Incoming MCCB



Wiring Diagram



Two-dimensional Drawing



IDBX-036

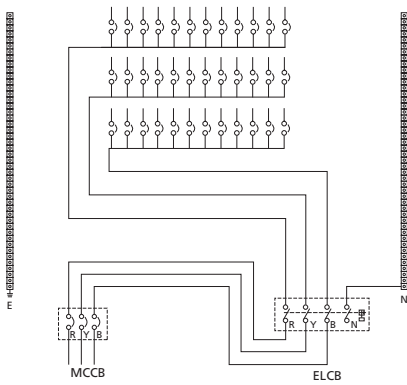
Dimension (H x W x D) 800 x 400 x 100

Row 3

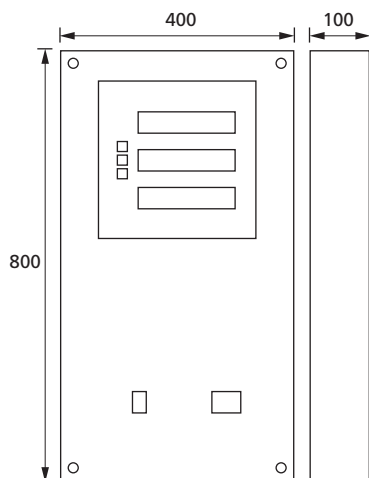
Phase 3

Way 36

Incoming MCCB



Wiring Diagram



Two-dimensional Drawing

IDBX-045

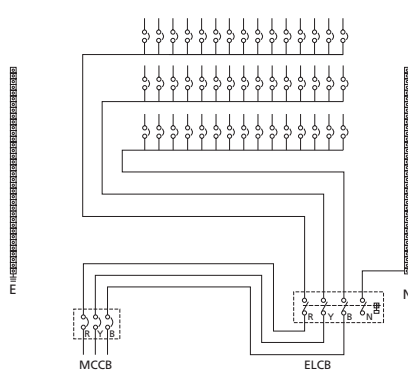
Dimension (H x W x D) 800 x 470 x 100

Row 3

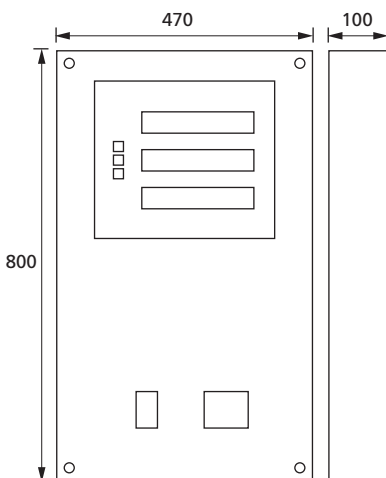
Phase 3

Way 45

Incoming MCCB



Wiring Diagram



Two-dimensional Drawing

IDBX-063

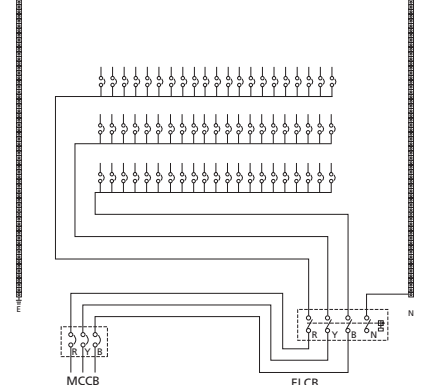
Dimension (H x W x D) 800 x 580 x 100

Row 3

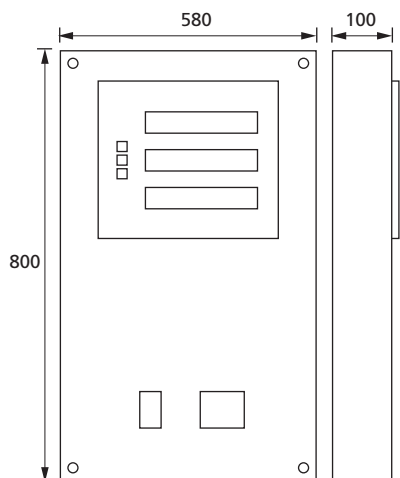
Phase 3

Way 63

Incoming MCCB



Wiring Diagram



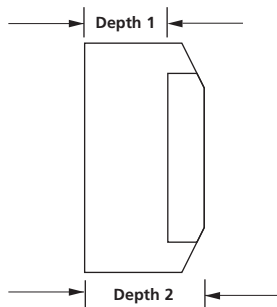
Two-dimensional Drawing




Model Code	ICB-8.0	ICB-10.0	ICB-14.0	ICB-17.0
Row	1	1	1	1
Phase	1	1	1	1
Module	8	10	14	17
Dimension	height	150	162	173
	width	220	262	320
	depth 1	73	73	77
	depth 2	92	92	98
Incoming Selection	ELCB	available	available	available
	Switch Fuse	optional	optional	optional
	MCB	optional	optional	optional
	Isolator	optional	optional	optional

Technical Drawing

Side view



Front view



The Consumer Box - an exploded view



INDKOM Engineering Sdn Bhd

(company number: 128868-H)

Lot 1 & 3 Jalan Bawang Putih 24/34
Seksyen 24, 40300 Shah Alam
Selangor Darul Ehsan, Malaysia

phone: 603 5543 2388

fax: 603 5543 2377

e-mail: indeng@tm.net.my

(a member of the INDKOM Group of Companies)

As standards, applications and designs may change from time to time,
please contact us for the latest updates and technical information.

* QUALITY PRODUCTS *

* EXCELLENT SERVICES *

* COMPETITIVE PRICE *

* ON-TIME DELIVERY *